

Install Weatherstrips Quickly and Easily with Stanley Tools

Stanley now offers a complete line of superior weatherstripping tools. Careful research, checking, and testing in the field is your guarantee that these tools will meet the most exacting requirements.



Made with Plane No. 248

GROOVE CUT

Made with Stanley Plane No. 248

The illustration shows a groove cut for the rib of weatherstrip. This cut can be made at any location on the sash to any depth up to $\frac{5}{8}$ inches. The cutters regularly furnished will cut $\frac{1}{8}$ or $\frac{3}{32}$ inch widths. Other cutters can be obtained for cuts $\frac{1}{8}$, $\frac{3}{32}$, $\frac{1}{4}$, $\frac{5}{16}$ and $\frac{3}{8}$ inch wide.



Made with Plane No. 378

MEETING RAIL RABBET CUT

Made with Stanley Plane No. 378

Certain types of weatherstripping require two rabbet cuts (as illustrated) whose shoulders bear a definite relation to each other. With Stanley Rabbet Plane No. 378, it is possible to locate the two positions accurately, and to repeat their positions on each sash.

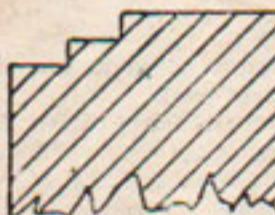


Made with Plane No. 378

Other types of weatherstripping require a single rabbet cut (as illustrated). No. 378 Plane cuts the entire width of this rabbet with one pass.

RABBET CUT ON A DOOR

Made with Stanley Plane No. 78W



Made with Plane No. 78W

Installing weatherstripping on the lock jamb and head of a door usually requires two cuts $\frac{3}{8}$ inch wide (as illustrated). Stanley Plane No. 78W makes these cuts either right or left hand, without adjustments. This plane can be reversed on the end of a door to prevent the wood from splitting.



Bead cut made for rib strip with Bead Saw No. 1

OTHER STANLEY WEATHERSTRIP TOOLS

Other Stanley Weatherstrip Tools are: No. 79 Side Rabbet Plane, No. 7 Jointer Plane, No. 53—7 oz. Hammer, No. 635 Prick Punch, No. 647 Pin Punch, No. 3 Pliers, No. 20—6-inch Square, No. 22 Hack Saw, No. 945 Bit Brace, No. 139 Countersink, No. 20— $\frac{5}{8}$ inch Chisel, No. 11 $\frac{3}{4}$ — $\frac{5}{16}$ inch Nail Set, No. 104 "Zig-Zag" Rule, No. 700 Woodworkers' Vise, No. 20—4 inch Screw Driver.

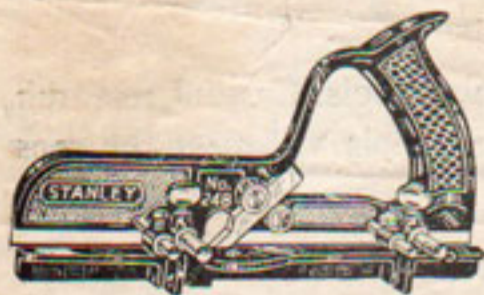
STANLEY TOOLS




New Britain, Conn

STANLEY TOOLS


for Installing Weatherstrips



Grooving Plane No. 248



Rabbet Plane No. 378




Rabbet Plane No. 78W



Side Rabbet Plane No. 79



Bead Saw No. 1



Woodworkers' Vise No. 700

WEATHERSTRIP GROOVING PLANE No. 248

This Plane is used to cut a groove for the rib of weatherstrip to fit into. It is also adapted for all kinds of plow work within its limits.

No. 238 is furnished with 7 cutters— $\frac{3}{8}$, $\frac{5}{8}$, $\frac{7}{8}$, $\frac{3}{4}$, $\frac{1}{4}$, $\frac{3}{8}$ and $\frac{3}{4}$ inches wide.

No. 248 is furnished with 2 cutters— $\frac{1}{8}$ and $\frac{3}{8}$ inches wide.

No.	Length (Inches)	Weight (Lbs.)
238 7 cutters	9½	2½
248 2 cutters	9½	2¼

TO OPERATE

Set fence so that the plane will cut a groove the correct distance from the "stop" side of the sash.

Lock fence in this position by the two thumb screws. Adjust the stop rods so that they touch the body of the plane; and lock in position by means of the two set screws.

Note: The stop rods maintain the original parallelism of the fence and insure the returning of the fence to original position when it is moved to pass by the meeting rail.

Set the depth gauge for the correct depth of cut.

WEATHERSTRIP RABBET PLANE No. 78W

This plane is especially useful for rabbeting doors for weatherstripping. A detachable steel runner on the plane bottom acts as a gauge to cut a rabbet $\frac{3}{8}$ inch wide on either side of the plane without adjustments. The plane can be reversed on the end of the door to prevent the wood from splitting.

SIDE RABBET PLANE No. 79

This plane is used to trim grooves for the rib of weatherstrips for hinge—edge of doors, or any place where it is necessary to prevent interference with the rib. It can be used either right or left hand.

No.	Length (Inches)	Weight (Lbs.)
79	5½	1

BEAD SAW No. 1

Used for scoring window frames, door frames, etc., preparatory to inserting rib strips.

Hardwood handle. Steel blade.

No.	Blade (Inches)	Weight ½ doz. (Lbs.)
1	10	3½

WEATHERSTRIP RABBET PLANE No. 378

This Plane is especially adapted for cutting rabbets on "meeting" rails of window sash for the "hook" and "flat" weatherstrips.

Two regular depth gauges are furnished with the plane, as well as one with a wide face. The wide face gauge can be used on either side of the plane and is used with cutters over $\frac{3}{4}$ inch in width.

One cutter $\frac{11}{8}$ inch wide is regularly furnished. Other cutters $\frac{3}{4}$, $\frac{7}{8}$ and 1 inch wide can be obtained for fifty cents each.

No.	Length (Inches)	Weight (Lbs.)
378	8	2½

TO OPERATE

Fit a cutter in the plane of the proper width for the cut to be made suitable for weatherstrip used.

Loosen the stop collars and adjust the fence to cut the rabbet nearest to it.

Fasten the stop collar, between the fence and the side of the plane, against the side of the fence.

After the first cut is made, adjust the fence for the second cut and fasten the other stop collar against the outside of the fence.

Thereafter, the two cuts can be repeated accurately by shifting the fence against one collar for the first cut, and then against the second collar for the second cut.

This plane has two seats for the cutter: one for ordinary rabbet work; and other for working into corners. It is fitted with a spur and a removable depth gauge. The adjustable fence can be used on either side of the plane.

No.	Width of Cutter (Inches)	Length (Inches)	Weight (Lbs.)
78 W	1½	8½	3

WOODWORKERS' VISE No. 700

Clamped to a carpenter's horse it will hold doors, sashes, etc., making a portable bench; or it can be attached to a bench for ordinary work. The jaws are machined parallel to hold work firmly. Made of Malleable Iron.

No.	Jaws (Inches)	Jaws open (Inches)	Weight (Lbs.)
700	4½	4	5½